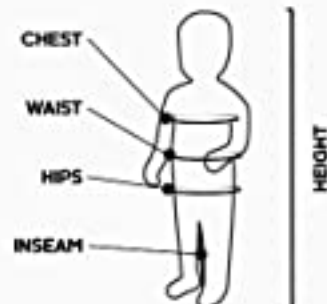


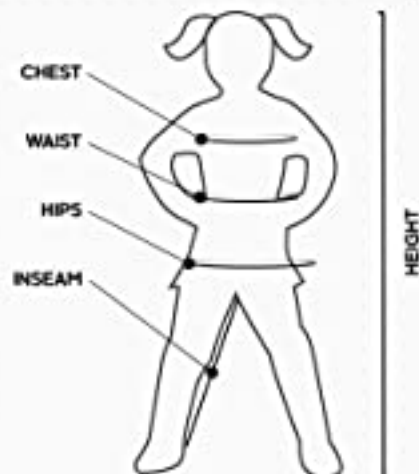
GIRLS KIDS COSTUMES

size guide

TODDLER		CHEST	WAIST	HIPS	INSEAM	HEIGHT	WEIGHT
12-18 MONTHS	CM	48-51	48-51	48-51	22-28	71-81.5	9-12 kg
	INCH	19-20	19-20	19-20	9-11	28-32	20-26 lbs
SMALL 2 YRS	CM	51-53.5	48-51	51-53.5	25.5-30.5	84-91.5	12-13.5 kg
	INCH	20-21	19-20	20-21	10-12	33-36	27-30 lbs
MEDIUM 3-4 YRS	CM	56-59.5	51-56	56-58.5	30.5-42	94-109	15.5-17 kg
	INCH	22-23.5	20-22	22-23	12-16.5	37-43	34-38 lbs



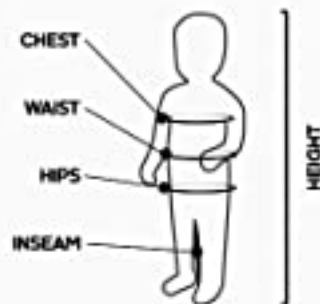
GIRLS		CHEST	WAIST	HIPS	INSEAM	HEIGHT	WEIGHT
SMALL 4-6 YRS	CM	66	58.5	67.5	45.5-51	109-123	17.5-22.5 kg
	INCH	26	23	26.5	18-20	43-48.5	39-50 lbs
MEDIUM 7-8 YRS	CM	73.5	66	77.5	53.5-58.5	124.5-134.5	26.5-30 kg
	INCH	29	26	30.5	21-23	49-53	58-66 lbs
LARGE 10-12 YRS	CM	77.5	68.5	81	61-66	137-152.5	30.5-38 kg
	INCH	30.5	27	32	24-26	54-60	67-84 lbs
XL Teen 14-16 YRS	CM	84	73.5	87.5	68.5-71	152.5-157.5	38.5-45.5 kg
	INCH	33	29	34.5	27-28	60-62	85-100 lbs



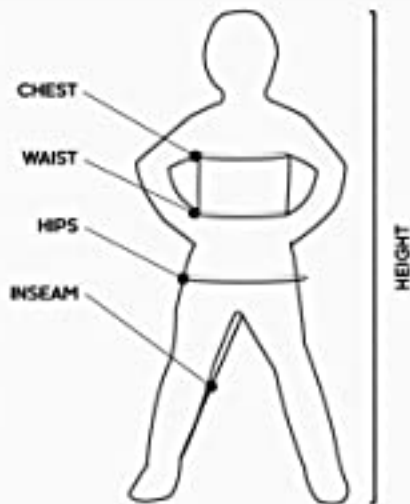
UNISEX KIDS COSTUMES

size guide

TODDLER		CHEST	WAIST	HIPS	INSEAM	HEIGHT	WEIGHT
12-18 MONTHS	CM	48-51	48-51	48-51	22-28	71-81.5	9-12 kg
	INCH	19-20	19-20	19-20	9-11	28-32	20-26 lbs
SMALL 2 YRS	CM	51-53.5	48-51	51-53.5	25.5-30.5	84-91.5	12-13.5 kg
	INCH	20-21	19-20	20-21	10-12	33-36	27-30 lbs
MEDIUM 3-4 YRS	CM	56-59.5	51-56	56-58.5	30.5-42	94-109	15.5-17 kg
	INCH	22-23.5	20-22	22-23	12-16.5	37-43	34-38 lbs

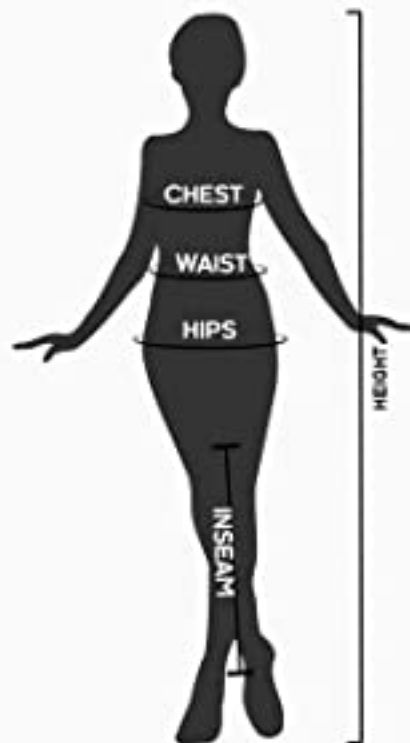


UNISEX		CHEST	WAIST	HIPS	INSEAM	HEIGHT	WEIGHT
SMALL 4-6 YRS	CM	66	59.5	66	48-51	109-125.5	16.5-21.5 kg
	INCH	26	23.5	26	19-20	43-49.5	36-47 lbs
MEDIUM 7-8 YRS	CM	67.5	61	70	53.5-58.5	127-136	22-27 kg
	INCH	26.5	24	27.5	21-23	50-53.5	48-60 lbs
LARGE 10-12 YRS	CM	71	67.5	76	61-66	137-148.5	27-39.5 kg
	INCH	28	26.5	30	24-26	54-58.5	60-87 lbs
XL Teen 14-16 YRS	CM	78.5	73.5	84	66-68.5	150-162.5	38.5-45.5 kg
	INCH	31	29	33	26-27	59-64	85-100 lbs



WOMEN ADULT COSTUMES

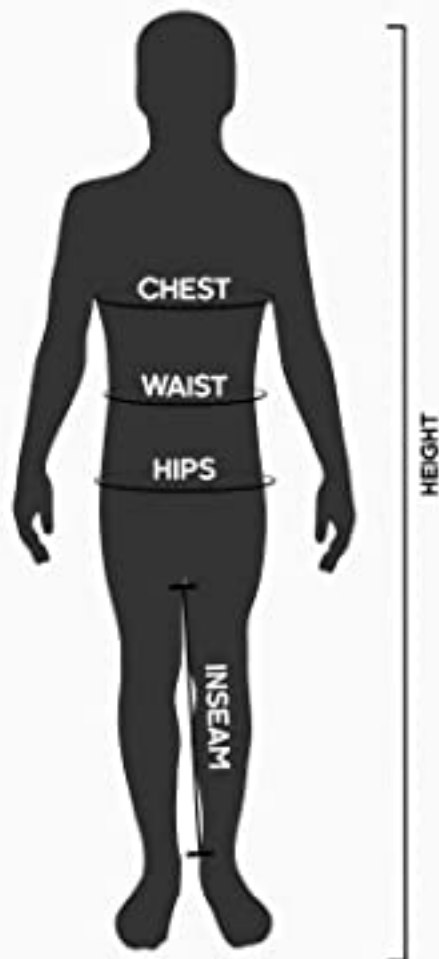
size guide



		CHEST	WAIST	HIPS	INSEAM	HEIGHT	WEIGHT
SMALL	CM	84 - 89	61 - 66	89 - 94	66 - 71	170 - 173	50 - 54 kg
	INCH	33 - 35	24 - 26	35 - 37	26 - 28	5'7" - 5'8"	110 - 120 lbs
MEDIUM	CM	89 - 94	64 - 74	94 - 99	69 - 74	173 - 175	54 - 59 kg
	INCH	35 - 37	27 - 29	37 - 39	27 - 29	5'8" - 5'9"	120 - 130 lbs
LARGE	CM	97 - 102	76 - 84	104 - 109	69 - 74	173 - 175	61 - 66 kg
	INCH	38 - 40	30 - 33	41 - 43	27 - 29	5'8" - 5'9"	135 - 145 lbs
XL	CM	114 - 119	94 - 99	119 - 124	66 - 71	173 - 175	76 - 86 kg
	INCH	45 - 47	37 - 39	47 - 49	26 - 28	5'8" - 5'9"	175 - 190 lbs
XXL	CM	122 - 132	107 - 114	125 - 132	71 - 76	173 - 175	93 - 100 kg
	INCH	48 - 52	42 - 45	49 - 52	28 - 30	5'8" - 5'9"	205 - 220 lbs

UNISEX ADULT COSTUMES

size guide



		CHEST	WAIST	HIPS	INSEAM	HEIGHT	WEIGHT
MEDIUM	CM	96.5-101	81-86.5	94-99	73.5-78.5	175-180	69.5-81.5 kg
	INCH	38-40	32-34	37-39	29-31	5'9" - 5'11"	153-180 lbs
LARGE	CM	106.5-117	96.5-106.5	106.5-112	76-81	175-180	88.5-100 kg
	INCH	42-46	38-42	42-44	30-32	5'9" - 5'11"	195-220 lbs
XL	CM	127-132	112-117	127-132	76-81	175-185	118-127 kg
	INCH	50-52	44-46	50-52	30-32	5'11" - 6'1"	260-280 lbs