


ORT HOS

inclusive solutions
BATH & CLEAN

BATH

Durability
Design
Comfort





VALUES

We are driven by the conviction that, with our work, we contribute daily to improve the quality of life and to satisfy the needs of the users of our products and services. We prioritize an attitude of teamwork, flexibility and continuous improvement. We consider fundamental a constant investment in innovation and development of the products, currently counting on a team dedicated exclusively to this purpose.

These values support the presentation, in this new catalog, of some of the most recently developed novelties and, at the same time, to respond to the personalized needs of the users.

HISTORY

Orthos XXI originated from Conrado Dias Lda., a company founded in 1975 in Porto, Portugal.

In 1985, with great support from the owners Mr. Dias and Mrs. Marília, that the Mr. Ribeiro and Mrs. Zilda, decide to give continuity to the business of production and commercialization of walking aids, with the name of Ortomaia, thus concretizing an old aspiration of the Sñr. Ribeiro owning a business. This new company has the assiduous collaboration of Manuel and Luisa and with the timely help of their other children, thus naturally involving the whole family in the process. The bases that make up the current dynamic of Orthos XXI were launched, based on values of affection and proximity among all generations of collaborators.

Together with the production activity, the distribution of products from national and international companies of great importance in the Sector is included in its portfolio.

In 1989, a wheelchair production unit was acquired and integrated, giving rise to two independent and distinct production units, but with joint commercialization.

In 1996 it was necessary to expand, integrate and fully optimize the business, so it was built in Guimarães, a new warehouse with twice the area to accommodate all the aspects of the business. With a view to the expansion and evolution of the activity, in 2007 Several decisive steps are taken:

A process of professionalization of management begins by separating the shareholder structure from the management structure, thus formally creating Orthos XXI.

A production unit for Geriatric and Hospital beds was installed and the facilities for the double were expanded again.

Direct participation in the Spanish market began, creating a commercial structure, OrthosMaia XXI, in Spain.

They initiate and develop several commercial actions to expand and develop new markets and new businesses.

In 2012, a consolidation and product development department was created, which, together with the continuous improvement of the Organization, has allowed the product range to be substantially expanded.

In 2017/18 Orthos XXI, reformulates its marketing and commercial strategy, organizing its product portfolio in ten brands.

We have a base with a productive DNA that allows us to continue production in Europe and a brand-oriented trade strategy to be able to face the competition of multinationals and Asian importers.

QUALITY

The quality of the ORTHOS XXI products can be confirmed in the best hospitals and institutions, where they have chosen us. Most of our products are class I medical devices and bear the CE mark, according to the Community Directives 93/42 / CEE and 2007/47 / CE and are registered in the competent Authority, Infarmed. They are tested by accredited and independent entities, such as the IBV (Institute of Biomechanics of Valencia, in Spain). The company is also certified according to the EN ISO 9001 standard.

The value and qualification of human resources through the implementation of activity is training and updating in different areas have been strong bets of our company. ORTHOS XXI's main concern is the continuous improvement of production processes and services, as well as the improvement of the quality of its products, which allows us to better meet the needs and requirements of customers and users.



BATH AND TOILET ALUMINIUM CHAIRS

Indian, Pacific and Atlantic

pág 6-7

BATH AND TOILET INOX CHAIRS

Arctic, Antarctic and Baltic

pág 9-10

BATH LIFT

pág 11

BATH AND SHOWER SEATS

Revolving, Suspended, Adjustable, Without backrest, With backrest, Wall and Toilet Seat Raiser

pág 13-15

OTHER AIDS

Bedpans, Head Washer, Brush, Bidet, Bath aids and Portable Bath

pág 17-18



BATH AND TOILET ALUMINIUM CHAIRS

pág 6-7



INDIAN



INDIAN, with anodised aluminium structure, anti-corrosion, displays high resistance and durability. With resistant blue ABS sanitary seat. May be used directly or with bucket. Easy to clean. Height adjustable. Also available only structure, without seat, can be used as an alternative to the toilet seat raiser.



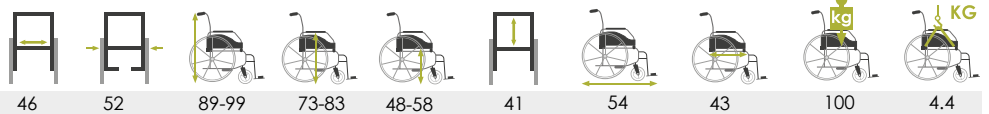
54 CD X IN 46 ZZ

INDIAN 46 Adjustable in Height 46 ABS

MEASUREMENTS

in cm / kg - tolerance +/- 1

INDIAN



PACIFIC



PACIFIC, with anodised aluminium structure, anti-corrosion, displays high resistance and durability. With comfortable anatomic integral skin seat with wedge format cover. Also available blue ABS sanitary seat. May be used directly or with bucket. Easy to clean.

Two models available:

- With 4 Ø100mm castors , 2 with brakes
- Height adjustable, without brakes



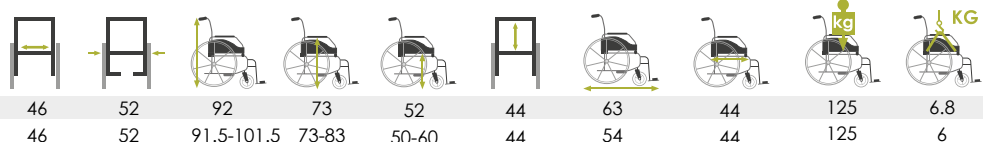
54 CD X PC 46 RR

PACIFIC 4 wheels 46 Integral Skin blue

MEASUREMENTS

in cm / kg - tolerance +/- 1

PACIFIC 4 WHEELS
PACIFIC FIXED



ATLANTIC, with anodised aluminium structure, anti-corrosion, displays high resistance and durability. With folding armrests and detachable footrests. With comfortable anatomic integral skin seat with wedge format cover. Also available blue ABS sanitary seat. May be used directly or with bucket. Easy to clean.

Two models available:

-With four 100mm castors, 2 with brake; with two 600mm wheels and two 100mm castors. Also available narrow version, with narrow armrests.



54 CD X AT 46 RG ABS
ATLANTIC Wheel 600mm 46 ABS



54 CD X AT 46 RR
ATLANTIC 4 wheels 46 Integral Skin blue



Folding armrest



Removable



Parking break



ABS seat



Full-length seat skin



Bilateral footrest

MEASUREMENTS

in cm / kg - tolerance +/- 1

ATLANTIC RUEDA 600mm
ATLANTIC 4 RODEZNOS

	46	70	91	72	53	44	106	85	44	125	14.6
ATLANTIC RUEDA 600mm	46	70	91	72	53	44	106	85	44	125	14.6
ATLANTIC 4 RODEZNOS	46	57	91	72	53	44	81	60	44	125	10

BATH AND TOILET INOX CHAIRS



pág 9-10

ARCTIC

Pág 9

ANTARCTIC

Pág 10

BALTIC

Pág 10



ARCTIC is a foldable bath and toilet wheel-chair, with stainless steel structure, anti-corrosion, displays high resistance and durability for multi-users. With folding armrests and detachable footrests. With comfortable anatomic integral skin seat with wedge format cover. Also available blue ABS sanitary seat. May be used directly or with bucket. Easy to clean. Two models available:

- With two 125mm castors and 600mm wheels with brake or with four 125mm castors (two with brakes).



54 CD I AR 46 RG
ARCTIC Wheels 600mm 46



54 CD I AR 46 RR
ARCTIC 4 Wheels 46



Folding armrest



Wheels with brakes



Folding



Full-length seat skin



Bilateral footrest



Notable cube

MEASUREMENTS

in cm / kg - tolerance +/- 1

	1	2	3	4	5	6	7	8	9	10	11	12
ARCTIC WHEEL 600mm	46	69	33	90	22	52	37	102	82	44	100	18
ARCTIC 4 WHEELS	46	56	21	90	22	52	37	86	66	44	100	14

ANTARCTIC

ANTARCTIC is a fixed bath and toilet wheelchair, with high resistance stainless steel structure, anti-corrosion, displays high resistance and durability for multi-users. Its bacteriologically immune materials make it suitable for hospital use. With two types of sanitary seat available: seat in phenolic resin with anterior opening in wedge, with backrest in phenolic resin; or seat in ABS, with front or rear opening, with backrest in waterproof upholstery. With folding armrests and detachable footrests. May be used directly or with bucket. Compact and easy for carry the user. Easy to clean and disinfect.



54 CD I AN 46 RR FN
ANTARCTIC Inox 46-4 Brake wheels Fenolic seat

54 CD I AN 46 RR ABS
ANTARCTIC Inox 46-4 wheels ABS

MEASUREMENTS

in cm / kg - tolerance +/- 1

ANTARCTIC ABS	46	56	95	23	54	39	94	74	44	125	14	
ANTARCTIC PHENOLIC	46	58	95	26	50.5	41.5	94	74	44	150	16	

BALTIC

BALTIC is the new bathroom and sanitary chair with tilting system, easy to act by the caregiver and promoter of comfort and safety for the user. Sturdy stainless steel frame, anti-corrosion and high durability. Networkable detachable backrest. Anatomical seat in integral skin, with opening and wedge. Adjustable headrest height, depth and inclination. Tilt through stainless steel gas spring. Seat height adjustable at 10cm for easy transfers. Folding armrests and removable footrests. With 4 wheels of 125mm, with brake.



Tipping

54 CD I BL 46 RR
BALTIC-Reclin Inox 46-Ast Anatom I SKIN

MEASUREMENTS

in cm / kg - tolerance +/- 1

BALTIC	46	57	96	73	52.5	45	96	75	44	0-35°	125	18.2

BATH LIFT

BATHLIFT



54 EL 9 BH BT

Battery-to-battery Lift

The elevator works with lithium-ion battery located in the hand control. The hand control itself can float in the water. The drive motor and control electronics are completely waterproof, so you can use even with the shower on. The seat can be raised or lowered from 8 to 48cm height.

The drive unit with integrated backrest can be folded down for removal and automatically locks in to the seat base when the lift is raised.

This prevents unintentional tilting of the backrest. Intelligent power control ensures that the lift can only be lowered if sufficient power is available to raise it again.

Easy to transport and storage – and ideally suited for use in the home or away.



MEASUREMENTS

in cm / kg - tolerance +/- 1

BATH LIFT



98.5



72.5



40



50



48-80



65



35-36



5-45°



9.6



140

BATH AND SHOWER SEATS

pág 13-15

REVOLVING

Pág 13

SUSPENDED

Pág 14

ADJUSTABLE

Pág 14

WITH BACKREST

Pág 15

WITHOUT BACKREST

Pág 15

WALL

Pág 15

TOILET SEAT RAISER

Pág 15



54 BC I BA GI S/M
Swivel Bath Seat S / M

Stainless steel structure with white finishing. All materials are anti-oxidizing. Horseshoe format seat and backrest made in green thermoplastified polyethylene. 360° revolving. With safety handle. Recommended for baths with inner upper width between 50 and 66cm, depending the size model.

REVOLVING

Sizes

S, M, L

For bathtubs with interior width
50-55cm/ 55-60cm/ 60-66cm



MEASUREMENTS

in cm / kg - tolerance +/- 1

GIRATORY S	42	70	50	10	18	51.5	46	37	125	6.6
GIRATORY M	42	73	53	10	18	51.5	46	37	125	6.8
GIRATORY L	42	76	56	10	18	51.5	46	37	125	7

SUSPENDED



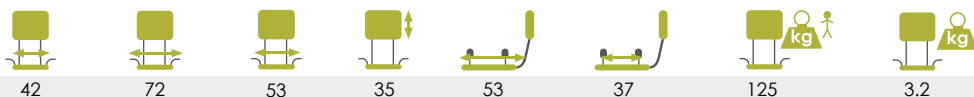
Stainless steel structure with white finishing and aluminium. All materials are anti-oxidizing. Horseshoe format seat and backrest made in green thermoplastified polyethylene. With safety handle. Recommended for baths with inner width between 55 and 63cm.

54 BC I BA SP
Bathtub Seat Suspended

MEASUREMENTS

in cm / kg - tolerance +/- 1

SUSPENDED



ADJUSTABLE



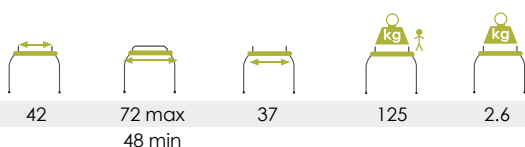
54 BC XB ABS
Adjustable Bath Seat

Aluminium horseshoe seat in green thermoplastified polyethylene adapts to the bath offering the user a safe and versatile seat.

MEASUREMENTS

in cm / kg - tolerance +/- 1

ADJUSTABLE



WITH BACKREST

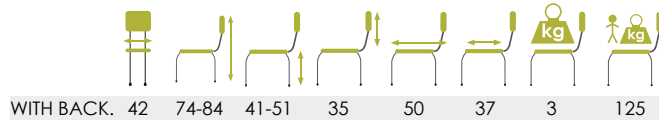


54 BC X PO CC
Simple Shower Seat with Backrest

Shower seat in aluminium. Horseshoe format seat and backrest with green thermoplastified polyethylene. Height adjustable.

MEASUREMENTS

in cm / kg - tolerance +/- 1



WITHOUT BACKREST

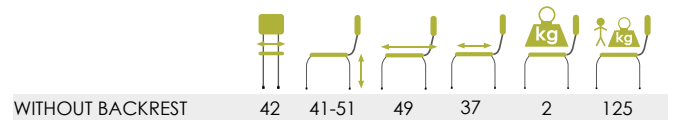


54 BC X PO SP
Simple Shower Seat without Backrest

Shower seat in aluminium. Horseshoe format seat with green thermoplastified polyethylene. Height adjustable.

MEASUREMENTS

in cm / kg - tolerance +/- 1



WALL

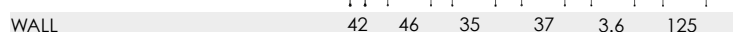


54 BC I PO PR CC
Shower Bench Wall with Backrest

Stainless steel shower chair for fixing to the wall. Folding for shower without disturbance for other users. Seat in green thermoplastic polyethylene.

MEASUREMENTS

in cm / kg - tolerance +/- 1



TOILET SEAT RAISER



54 AL SN AJ
Elevador Toilet seat 12cm, Adjust. with arms

Toilet seat raiser adjustable with removable armrests. Thermoplastic, adaptable to any toilet.

OTHER AIDS



BEDPANS



69 UR HM

Male bedpan (with lid)



69 UR MH

Female bedpan



69 AP 9 CUT

Bedpan with lid



69 AP I CU

Wedge Bedpan



69 AP FE

Female Bedpan



69 AP I BD

Wedge Bedpan

HEAD WASHER



54 DB LC IS

Inflatable Tray for Washing Head

Made in very resistant vinyl, with easily inflatable rings and an opening for the head. Ideal for using in bed. Dimensions: 660x585mm



54 DB LC RG

Rigid Tray for Washing Head

Padded flaps hold steadily on the shoulders, and the concave edge placed on the back of patient's neck. Ideal for wheelchair user.

BRUSH



67 UT ES DH

Ut Brush for Shower



67 UT ES CB

Ut Brush for Hair

Personal cleaning product with ergonomically designed and features anti-slip long handle. The extra-long and curved designed handle can help to hygiene practices without uncomfortable feeling.

BIDET



54 BD PT

Bidet

Easy assembly with standard toilet.

BATH AIDS



54 AJI BH 2F DR/ EQ .35.
IM 1000x600mm
1,4 kg

Stainless Steel Bathroom Handle 2 Right Fixing (Smooth Escob)



54 AJI BH 3F DR/ EQ .35.
IM 1000x600mm
1.6 kg

Stainless Steel Handle
3 Fixation Right (Escob relie)



54 AJI BH SI.35.IM
35,50,70,90,110 mm
-0.9kg - 1.2 kg

Senci Inox Bathroom Handle 35Cm (35) (Escob relie)



54 AJI SN AR PA DR-EQ
35.IM 800x280mm
2kg

Asid Inod Articul Wall Inox Der (35) (Smooth Escob)



54 AJI LV DR/ EQ .35.IM
660x340mm
1.8 kg

Inox sink handle right (Escob relie)



54 AJI SN PA DR/ EQ .35.
IM 800x340mm
2.0 kg

Inod Wall Handle Inox Wall (35) (Escob relie)



54 AJI SN CH DR/ EQ .35.
IM 830x700mm
2.0 kg

Stainless Steel Handle Inod Der (35) (Escob relie)



54 AJI SN AR PA SR.35.IM
800x280mm
2.3 kg

Asid Inod Art Wall Inox Sp Roll (35) (Escob relie)

In resistant stainless steel with anti skidding bubbles. Screws included. Diameters: 35mm. User's maximum weight: 150kg

PORTABLE BATH



54 CR 3 BH H
Steel Washing Car

Steel structure with epoxy paint and anti-corrosion treatment. Bath with phenolic base and surface in foam protected by PVC thermo welding. Hydraulic elevation from 45 to 80cm. With four 125mm wheels with integrated brakes. Folding rails epoxy painted. Wall protections. Available model in stainless steel. Option: central brake. Option: trendelenburg and anti-trendelenburg



Folding Handrails



Hydraulic Lift



Protection of Walls

MEASUREMENTS

in cm / kg - tolerance +/- 1

WASHING CAR



201



187



90



70



80 max
45 min



175-acero
225-inoxidable

DURABILITY



DESIGN



COMFORT

*Why does it need to
be **black and white?**
At Orthos Bath & Clean
we ensure **rust free,**
we provide **comfort,**
we have **colour and**
i n n o v a t i o n . . .*

ORTHOSMAIA XXI

C/ Manuel Nuñez no2 Ofic.9 Pl. 3 I 36203 Vigo I España
Tel: (+34) 886 312 806
Móvil: (+34) 678 994 993
E-mail: comercialespana@orthosxxi.com

ORTHOS XXI, Unipessoal Lda.

Rua de Santa Leocádia I 4809-012 Santa Leocádia de Briteiros
Guimarães I Portugal
Móvil: (+351) 253 470 276/ 77/ 70
E-mail: sofia.martins@orthosxxi.com
margarida.silva@orthosxxi.com
Fax: (+351) 253 470 278
info@orthosxxi.com

www.orthosxxi.com

by

ORTHOS
xxi
e u r o p e a n
i n c l u s i v e s o l u t i o n s