

índice | index

cintas de elevação | webbing sling

cintas tubulares | round sling

cintas de amarração | ratchet tie down

cintas diversas | mixed ribbons

slings | slings

fita de pegas | tapes

fita para estores | roller blind ribbons

cordão elástico | elastic strap

















barras de travamento | parting wall lock


acessórios | fittings

- não utilizar cintas que não tenham identificação CMU.
only use slings with clear identifications WLL.
- não utilizar cintas danificadas.
never use slings with damages or defects.
- verificar sempre o estado da cinta antes de a utilizar e ter em conta os ângulos de elevação.
before use, check working load limit, length and working position.
- nunca fazer nós na cinta.
never use slings with knots.
- não utilizar a cinta sobre ângulos vivos sem protecção.
never use slings on sharp edges without correct protection.
- não arrastar mercadoria sobre a cinta.
never drag loads over the sling.
- não utilizar acima de 100°C nem a -40°C.
never use slings under -40°C or more than 100°C.



carga máxima de utilização (cmu) | working load limit (wll)


kg código de cor kg colour code	carga máxima de utilização working load limited				
	100%	80%	200%	140%	100%
 cintas de elevação webbing slings				 *45°	 *60°
 cintas tubulares round slings				 *45°	 *60°
factor modelo model factor	1.0	0.8	2.0	1.4	1.0
1000 kg 	1000	800	2000	1400	1000
2000 kg 	2000	1600	4000	2800	2000
3000 kg 	3000	2400	6000	4200	3000
4000 kg 	4000	3200	8000	5600	4000
5000 kg 	5000	4000	10000	7000	5000
6000 kg 	6000	4800	12000	8400	6000
8000 kg 	8000	6400	16000	11200	8000
10000 kg 	10000	8000	20000	14000	10000



ref ^o / cmu (kg)	espessura aproxim. (mm)	largura aproxim. (mm)	comprimento mínimo (m)	comprimento máximo (m)	peso/metro 6:1 (kg/m)
ref ^o / wt (kg)	approx thickness (mm)	approx width (mm)	minimum length (m)	maximum length (m)	weight/meter 6:1 (kg/m)
RS 1000 kg	6	40	0.5	10	0.4
RS 2000 kg	7	50	0.5	10	0.61
RS 3000 kg	8	60	0.5	10	0.75
RS 4000 kg	9	70	0.5	10	0.80
RS 5000 kg	11	75	0.5	10	0.84
RS 6000 kg	12	80	1.0	10	0.98
RS 8000 kg	13	90	1.0	10	1.10
RS 10000 kg	15	100	2.0	10	2.20



800012




Art. CAC1004J

cmu (kg)	largura (mm)	comprimento total (m)	peso aproximado (kg)
wtl (kg)	width (mm)	total length (m)	approx weight (kg)
1000 kg	25	4	1.2
2000 kg	35	4	2.1
4000 kg	50	9	2.639
5000 kg	50	9	2.9
10000 kg	75	9	7.4


Art. CAC2004J





Art. CAC4009U/CAC4009J



Art. CAC5009U/CAC5009J



Art. CAC10009J



porta carros | tire holder ribbon



Art. A8000134PL00500

reboque | trailer ribbon



Art. A8000011PL50000

interior | interior ribbon



Art. 8000130

esticador de cortina | curtain truck tensioner



Esticador Z8/55

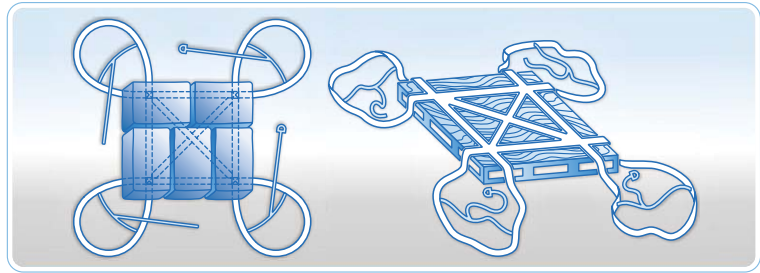
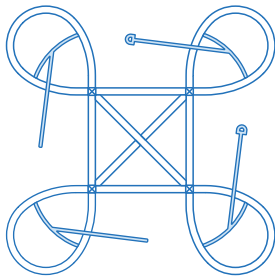
fivela | buckle



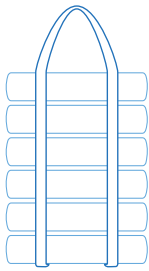
Fivela 25MM / 35MM



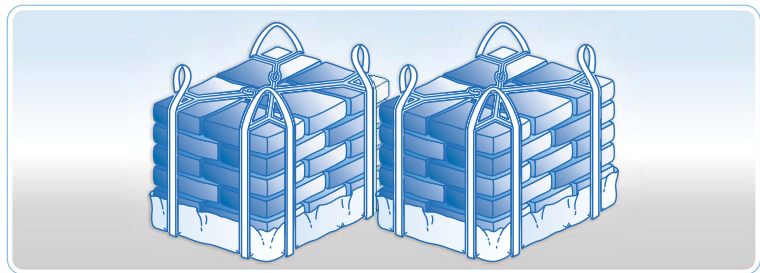
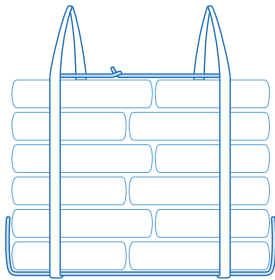
cloverleafsling | cloverleafsling



basketsling | basketsling



slingbag | slingbag










Cordão Elástico 8MM / 10MM




barra de travamento | parting wall lock




alumínio rectangular 30 x 125 mm ajustável 2400 à 2700 mm, 10.3 kg
rectangular aluminium 30 x 125 mm adjust from 2400 to 2700 mm, 10.3 kg

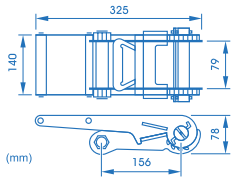
barra vertical | cargo bar



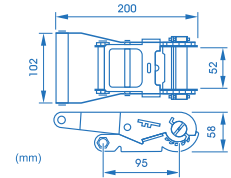

alumínio tubular 50 x 30 mm ajustável 2350 à 2720 mm, 4.7 kg
aluminium tube 50 x 30 mm adjust from 2350 to 2720 mm, 4.7 kg



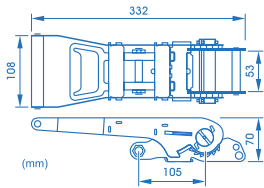
tensores | ratchets



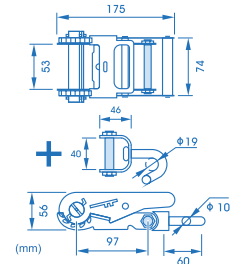
pega comprida, 10000 kg
long handle, 10000 kg



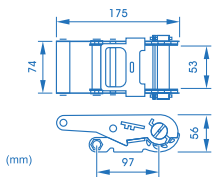
pega média, 5000 kg
medium handle, 5000 kg



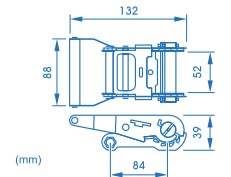
invertido, 5000 kg
inverted, 5000 kg



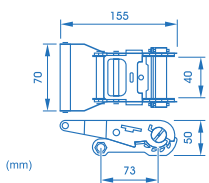
porta carro completo, 5000 kg
complete tire holder, 5000 kg



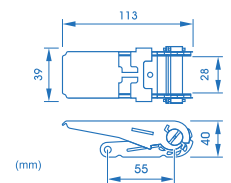
porta carro, 5000 kg
tire holder, 5000 kg



pega curta, 2000 kg
short handle, 2000 kg

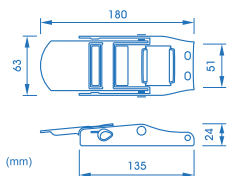


pega larga, 2000 kg
wide handle, 2000 kg

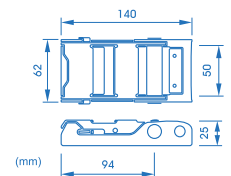



tensor standard, 800 kg
standard ratchet, 800 kg

esticadores de cortinas | overcenter buckles



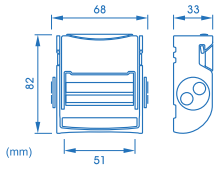
esticador de cortina zincado
ou inox
overcenter buckle zinc coated or
stainless steel



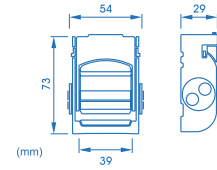
esticador de cortina
overcenter buckle



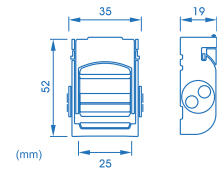
t. c. s. buckles | t. c. s. buckles



t.c.s. buckle, 50 mm
t.c.s. buckle, 50 mm

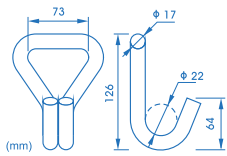


t.c.s. buckle, 35 mm
t.c.s. buckle, 35 mm

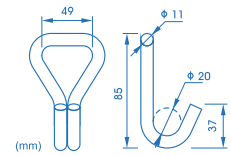



t.c.s. buckle, 25 mm
t.c.s. buckle, 25 mm

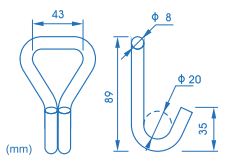
gancho em j | double j hook



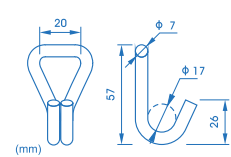

gancho em j, 10000 kg
double j hook, 10000 kg



gancho em j, 5000 kg
double j hook, 5000 kg

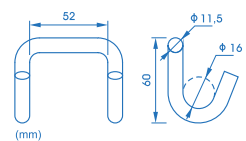


gancho em j, 2000 kg
double j hook, 2000 kg



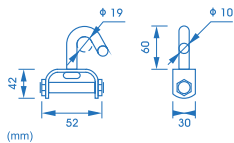
gancho em j, 1000 kg
double j hook, 1000 kg

gancho em u | claw u hook

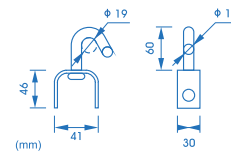


gancho em u, 5000 kg
claw u hook, 5000 kg



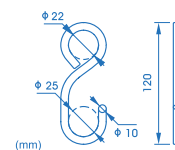


gancho porta carro, 50 mm
tire holder hook, 50 mm



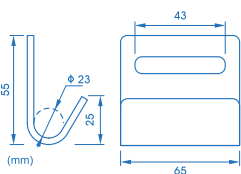
gancho porta carro, 40 mm
tire holder hook, 40 mm

gancho em s | s hook

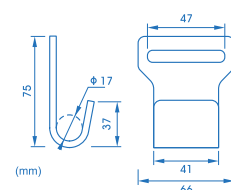


gancho em s, 1000 kg
s hook, 1000 kg

ganchos em chapa | flats hooks

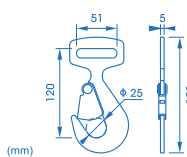


gancho em chapa
flat hook



gancho em chapa
flat hook

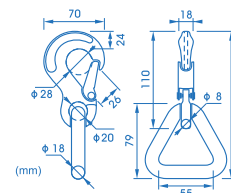
gancho com patilha | flat snap hook



gancho com patilha, 5000 kg
flat snap hook, 5000 kg

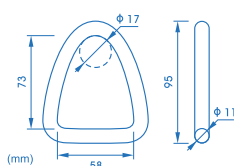


gancho com triangulo (jipes) | forged hook (jipes)



gancho c/ argola em triangulo,
5000 kg
forged hook with triangle ring, 5000 kg

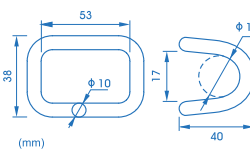
argola em d | d ring



argola em d, 5000 kg
d ring, 5000 kg



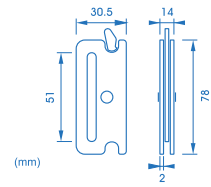
gancho em arame | close rave hook




gancho em arame
close rave hook



gancho frigorificos | end buckle



gancho frigorificos
end buckle



Visite-nos em
www.intec.pt



SOCIEDADE TÉCNICA DE EQUIPAMENTOS INDUSTRIAIS, S.A.
Estrada Nacional 10 - km 134,7
Lugar da Patameira 2625-125 Póvoa de Santa Iria

Tel.: +351 218 537 283
Fax: +351 218 537 314
parafusos@intec.pt