

RefLED ES50

RefLED ES50 V6 320LM 840 110 SL

0029174



Product features

- Compact, energy efficient and exceptional value LED GU10 lamp
- Same shape and size as halogen GU10 lamp
- Compact Cluster SMD technology enabling high efficiency with halogen look
- Reduced visible heat sink from the front
- Available in 110 degree beam angle
- High lumen efficacy
- 15,000 hours average rated life
- 3 years warranty



PRODUCT OVERVIEW

Product name	RefLED ES50 V6 320LM 840 110 SL
Technology	LED
Watt (Rated) (W)	4.2
Type	LED exchangeable
Cap/Base	GU10
Fixture rating	Open
General application	Office, Hospitality, Retail, Education, Residential & Consumer, Museums & Galleries
ETIM Class	EC001959
E-number FI	4741062
Warranty	3 years
Colour temperature (K)	4000
Light colour	Cool White
CRI (Ra)	80
Colour Variation Initial (SDCM)	SDCM6
Colour Consistency (SDCM)	6
Beam Angle (°)	110
Photobiological Risk Group	RG1
Wattage (W)	4.2
Product Voltage (V)	230
Dimmable	No
Average life (Nominal) (h)	15000
Product EAN number	5410288291741

DATA TABLE

General data

Product name	RefLED ES50 V6 320LM 840 110 SL
Technology	LED
Watt (Rated) (W)	4.2
Type	LED exchangeable

RefLED ES50

RefLED ES50 V6 320LM 840 110 SL

0029174

Cap/Base	GU10
Fixture rating	Open
General application	Office, Hospitality, Retail, Education, Residential & Consumer, Museums & Galleries
Operating temperature range (°C)	-20°C - 40°C
Performance ambient temperature Tq (°C)	25
ETIM Class	EC001959
E-number FI	4741062
Warranty	3 years

Optical data

Rated Luminous Flux Useful (lm)	320
Colour temperature (K)	4000
Light colour	Cool White
CRI (Ra)	80
Colour Variation Initial (SDCM)	SDCM6
Colour Consistency (SDCM)	6
Rated Luminous Intensity (cd)	170
Beam Angle (°)	110
Photobiological Risk Group	RG1
Lumen maintenance at end of nominal life (%)	70

Electrical data

Wattage (W)	4.2
Equivalent watt (W)	45
Product Voltage (V)	230
Control gear required	No
No. Of switching cycles before premature failures	>50000
Transformer required	No
Dimmable	No
Inrush Current (A)	3.9
Inrush Duration (µs)	4100
Lamp Energy Label (class)	F
Nominal Frequency (Hz)	50/60Hz
Max. Luminaires per 16A C Breaker	123
Max. Luminaires per 16A B Breaker	74

Lifetime data

Lifespan L70 B50	15000
Average life (Nominal) (h)	15000
Average life (Rated) (h)	15000

Physical data

Nominal Product Height (mm)	54
Nominal Product Diameter (mm)	50
Weight (kg)	0.035

RefLED ES50

RefLED ES50 V6 320LM 840 110 SL

0029174

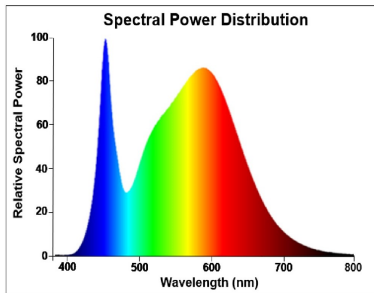
Packaging

Single packaging type	Carton
Product EAN number	5410288291741
Packaging single length / height (cm)	8.2
Packaging single width (cm)	6.1
Packaging single depth (cm)	5.1
DUN14 (inner)	25410288291745
Units per inner package	6
Packaging inner length / height (cm)	9.2
Packaging inner width (cm)	16.4
Packaging inner depth (cm)	13.1
DUN14 (outer)	15410288291748
Units per outer package	60
Packaging outer length / height (cm)	20.8
Packaging outer width (cm)	17.8
Packaging outer depth (cm)	68.5

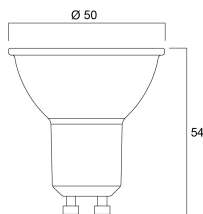
Safety data

Optimal operating condition (°C)	-20-40
Breakage cleaning instructions	Not applicable
Special purpose lamp	No
Dry applications use only	Yes
Suitable for household illumination	Yes
Safety message	Not Suitable for totally enclosed fixtures

PHOTOMETRY



TECHNICAL DRAWINGS



RefLED ES50

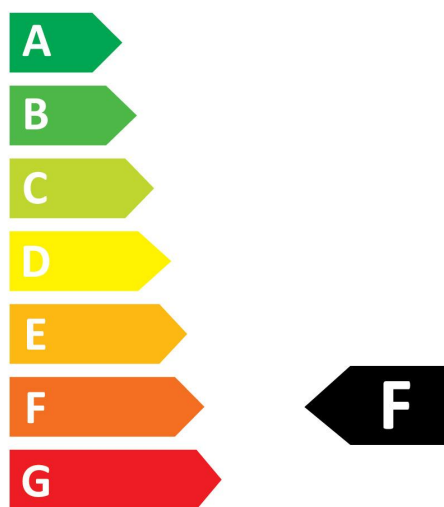
RefLED ES50 V6 320LM 840 110 SL

0029174



SYLVANIA

0029174



5
kWh/1000h



2019/2015

SYLVANIA

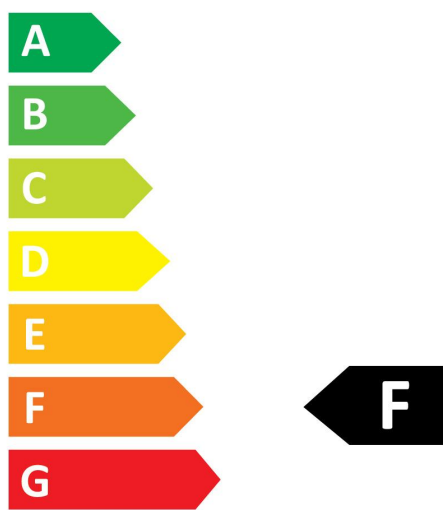
RefLED ES50

RefLED ES50 V6 320LM 840 110 SL

0029174



0029174



5
kWh/1000h



2019/2015