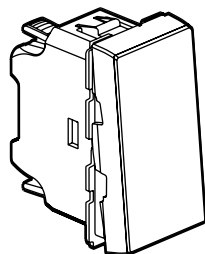
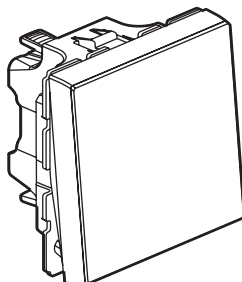


Mosaic™ Pushbuttons or two-way pushbuttons

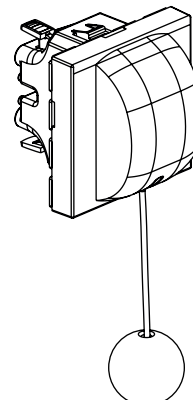
Cat. No(s): 0 770 30L/33L/34L/40L - 0 791 30L/40L - 0 792 30L/32L/40L
 0 770 44



0 770 30L



0 770 40L



0 770 44

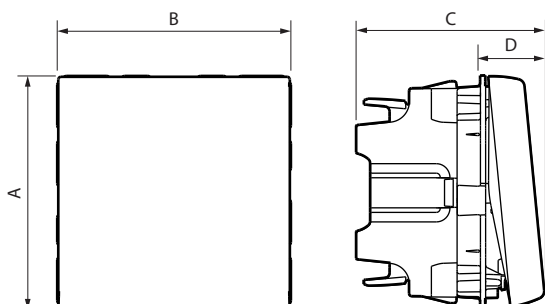
1. USE

Pushbutton or two-way pushbutton.
 Depending on the wiring, can become a two-way pushbutton.
 A mechanism allows you to create an LED or standard function.
 Flush or surface-mounting.
 To be fitted with finishing plates.

2. RANGE

Description	White	Aluminium	Matt black
1-module pushbutton Its mechanism allows you to create an LED or standard function. Can become illuminated with plug-in indicator Cat. No. 0 676 86L (230 V) or Cat. No. 0 676 87L (12, 24, 48 V).	0 770 30L	0 792 30L	0 791 30L
1-module pushbutton with volt-free terminal use indicator Cat No. 0 676 88L (230 V).	0 770 33L	-	-
1-module two-way pushbutton with volt-free terminal. Can become illuminated with plug-in indicator Cat. No. 0 676 87L (12, 24, 48 V).	0 770 34L	-	-
2-module pushbutton Its mechanism allows you to create an LED or standard function. Can become illuminated with plug-in indicator Cat. No. 0 676 86L (230 V) or Cat. No. 0 676 87L (12, 24, 48 V)	0 770 40L	0 792 40L	0 791 40L
NO + NC pull cord pushbutton - 6 A Supplied with 1.5 m cord - 2 modules	0 770 44	-	-

3. DIMENSIONS (mm)



3. DIMENSIONS (mm) (continued)

Cat. Nos.	A	B	C	D
0 770 30L - 0 791 30L - 0 792 30L 0 770 33L/34L	45	22.5	36.5	12.5
0 770 40L - 0 791 40L - 0 792 40L	45	45	36.5	12.5
0 770 44	45	45	50.5	22

4. CONNECTION

Automatic terminals
 Terminal capacity: 2 x 2.5 mm²
 Stripping length: 12 mm

5. TECHNICAL CHARACTERISTICS

■ 5.1 Mechanical characteristics

Impact tests: IK 04
 Penetration by solid/liquid matter: IP 31 D

■ 5.2 Material characteristics

Mechanism casing: PC
 Catch pin: PC
 Rocker plate:
 White RAL 9003 ABS + opalescent white PC
 Painted glittery varnished aluminium ABS + opalescent grey PC
 Painted satin-finish Matt black ABS + transparent smoked black PC

Halogen-free
 UV-resistant

Self-extinguishing:
 850°C/30 s for insulating components holding live parts in place.
 650°C/30 s for other insulating components.

■ 5.3 Electrical characteristics

Voltage: 250 V~
 Current: 6 A

■ 5.4 Climate characteristics

Storage temperature: -10°C to +70°C
 Usage temperature: -5°C to +35°C

Pushbuttons or two-way pushbuttons

6. CARE

Clean the surface with a cloth.

Do not use acetone, tar-removing cleaning agents or trichloroethylene. Resistant to the following products: Hexane (EN60669-1), methylated spirit, soapy water, diluted ammonia, bleach diluted to 10%, window-cleaning products, pre-impregnated wipes.

Caution: Always test before using other special cleaning products.

7. ACCESSORIES

Easy-Led plug-in indicators with white LEDs.

Illuminated lights

0 676 86L	230 V~ - 0.041 W
0 676 87L	12/24/48 V~ - 0.006 W/0.033 W/0.153 W

Indicator lights

0 676 88L	230 V~ - 0.39 W - distributed phase
0 676 89L	12/24/48 V~ - 0.006 W/0.033 W/0.153 W

Clip onto the front of the mechanism by removing the rocker plate.

8. STANDARDS AND APPROVALS

Compliant with installation and manufacturing standards.
See e-catalogue.