



Range of axial extractors with airflow rates of 100 m³/h, for connection to 100 mm diameter circular ducting.


All the fans are manufactured from injection moulded plastic, fitted with neon light indicator and single phase 230V-50Hz, class B motor equipped with overload thermal protection.

The "Z" versions incorporate long life motors fitted with ball bearings. All the fans are class II insulation, IPX4 rated and suitable to operate with air temperature up to 40°C.



Back draft shutter

To prevent air entry and limit heat leakage when the extractor is not operating. It opens due to the pressure of the air.



Slimline front grille



Model provided with PIR (passive infra-red) detector.

MODEL FEATURES

	C	CZ	CR	CRZ	CH	CHZ	CHZ VISUAL	CD	CDZ	12V C
NEON LIGHT INDICATOR	●	●	●	●	●	●	●	●	●	●
AUTOMATIC BACK DRAFT SHUTTER	●	●	●	●	●	●	●	●	●	●
ADJUSTABLE RUN-ON-TIMER			●	●	●	●	●	●	●	*
ADJUSTABLE HUMIDISTAT					●	●	●			
PIR DETECTOR								●	●	
BALL BEARINGS		●		●		●	●		●	
WIRING DIAGRAM**	2, 3	2, 3	4, 5	4, 5	1, 4	1, 4	1, 4	1	1	6

* Using a CT-12/14 R transformer.

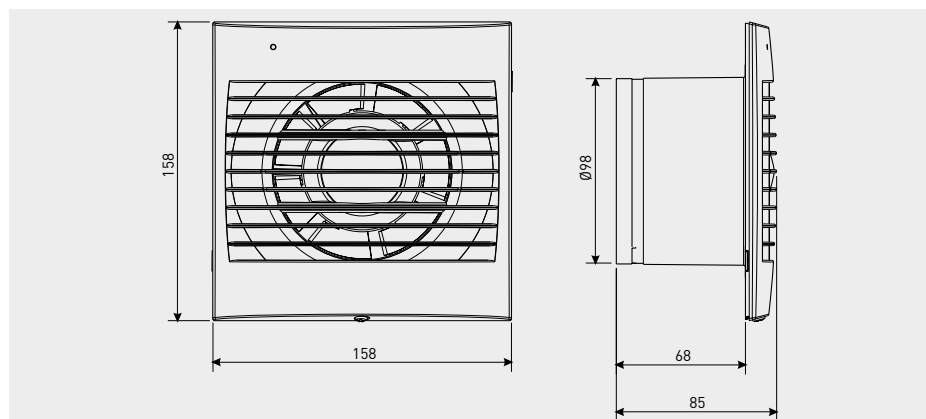
** See section of Wiring Diagrams.

TECHNICAL CHARACTERISTICS

Model	Speed (rpm)	Maximum absorbed power (W)	Voltage (V) 50 Hz	Sound pressure level* (dB(A))	Maximum airflow (m ³ /h)	IP	Ø duct (mm)	Weight (kg)
DECOR-100	2500	13	230	40	95	Class II / IPX4	100	0,44

* Sound pressure level measured at 1,5 m at free air conditions.

DIMENSIONS (mm)



PERFORMANCE CURVE



ACCESSORIES



GSA-100
Flexible aluminium ducting.



GRA-75
Aluminium exterior grille.




FIXED SHUTTER AND TELESCOPIC DUCT
(200 to 420 mm).



CX-80/125
Worm drive ducting clip.



PER-100W
Back draft shutter.



WINDOW KIT 100
Accessory to allow DECOR-100 in a window.

BATHROOM EXTRACT FANS DECOR-100 Models with special functions




DECOR-100 C 12V



IP57

PROTECTION



Model SELV (Safety Extra Low Voltage). Specially designed to operate within the shower or bath volume with total safety. They are rated 12V, Class III and IP57.

DECOR-100 12V must be wired to a safety isolating **transformer CT-12/14** which must be located out of the reach of the water spray or person using a bath or shower. The transformer is IP21, class II insulation and protected by fuse. Also available, **Transformer CT12/14 R**, supplied with adjustable run-on-timer between 1 to 30 minutes.

KIT DECOR-100 12V + CT

Kit integrated by an extractor DECOR-100 C 12V and a safety isolating transformer CT.

Versions: KIT DECOR-100 C 12V + CT-12/14
KIT DECOR-100 C 12V + CT-12/14 R

DECOR-100 CD DECOR-100 CDZ



Model provided with a PIR (passive infra-red) detector. The unit starts automatically when a movement is detected within a maximum distance of 4 meters from the fan. They are also fitted with an adjustable "run on" timer, from 1 to 30 minutes, to allow the fan continues operating after the initiation of the movement detection.

DECOR-100 CHZ VISUAL



Models provided with an electronic humidistat which can be adjusted to 60, 70, 80 or 90% HR using a key situated on the front grille. Four luminous indicators show the desired level of humidity. The extractor operates automatically when the humidity level in the room is higher than the set level. The extractor will stop automatically when the humidity drops below the selected level and after the selected period set on the adjustable timer (1 and 30 minutes).



Range of axial extractors with airflow rates of 180 m³/h, for connection to 120 mm diameter circular ducting.

All the fans are manufactured from injection moulded plastic, fitted with neon light indicator and single phase 230V-50Hz, class B motor equipped with overload thermal protection. The "Z" versions incorporate long life motors fitted with ball bearings. All the fans are class II insulation, IPX4 rated and suitable to operate with air temperature up to 40°C.



Back draft shutter

To prevent air entry and limit heat leakage when the extractor is not operating. It opens due to the pressure of the air.



Slimline front grille



Fans suitable to install in bathrooms between 8 and 15 m².

Model provided with humidistat.

MODEL FEATURES

	C	CZ	CR	CRZ	CH	CHZ
NEON LIGHT INDICATOR	●	●	●	●	●	●
AUTOMATIC BACK DRAFT SHUTTER	●	●	●	●	●	●
ADJUSTABLE RUN-ON-TIMER			●	●	●	●
ADJUSTABLE HUMIDISTAT					●	●
BALL BEARINGS		●		●		●
WIRING DIAGRAM*	2, 3	2, 3	4, 5	4, 5	1, 4	1, 4

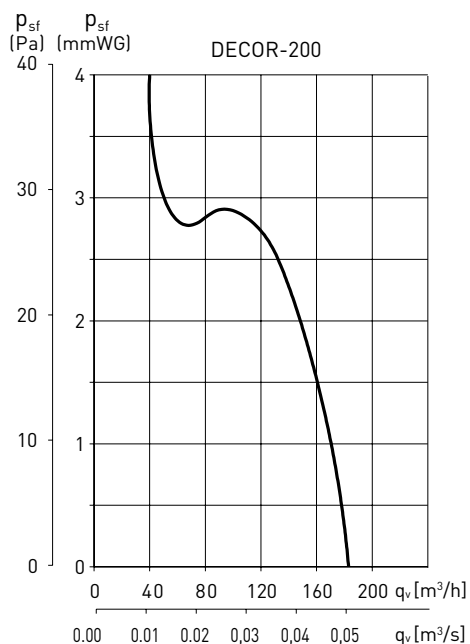
* See section of Wiring Diagrams.

TECHNICAL CHARACTERISTICS

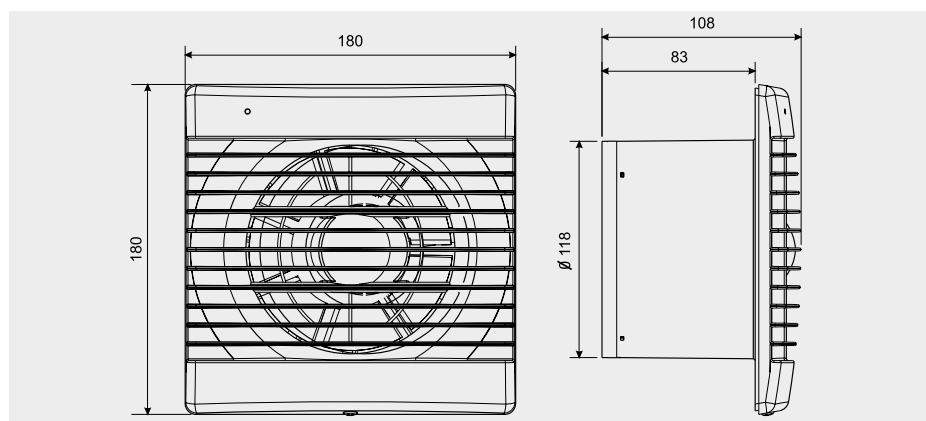
Model	Speed (rpm)	Maximum absorbed power (W)	Voltage (V) 50 Hz	Sound pressure level* (dB(A))	Maximum airflow (m ³ /h)	IP	Ø duct (mm)	Weight (kg)
DECOR-200	2500	20	230	45	185	Class II / IPX4	120	0,8

* Sound pressure level measured at 1,5 m at free air conditions.

PERFORMANCE CURVE



DIMENSIONS (mm)



ACCESSORIES




GSA-125
Flexible aluminium ducting.



GRA-100
GRI-125
Aluminium exterior grille.



PER-125W
Back draft shutter.



WINDOW KIT 200
Accessory to allow DECOR-200 in a window.



Range of axial extractors with airflow rates of 280 m³/h, for connection to 150-160 mm diameter circular ducting.


All the fans are manufactured from injection moulded plastic and fitted with neon light indicator and single phase 230V-50Hz, class B motor equipped with overload thermal protection.

The "Z" versions incorporate long life motors fitted with ball bearings. All the fans are class II insulation, IPX4 rated and suitable to operate with air temperature up to 40°C.



Back draft shutter

To prevent air entry and limit heat leakage when the extractor is not operating. It opens due to the pressure of the air.



Slimline front grille



Fans suitable to install at places between 15 and 25 m².

Model provided with humidistat.

MODEL FEATURES

	S	C	CZ	R	CR	CRZ	H	CH	CHZ
NEON LIGHT INDICATOR	●	●	●	●	●	●	●	●	●
AUTOMATIC BACK DRAFT SHUTTER		●	●		●	●		●	●
ADJUSTABLE RUN-ON-TIMER				●	●	●	●	●	●
ADJUSTABLE HUMIDISTAT							●	●	●
BALL BEARINGS			●			●			●
WIRING DIAGRAM*	2, 3	2, 3	2, 3	4, 5	4, 5	4, 5	1, 4	1, 4	1, 4

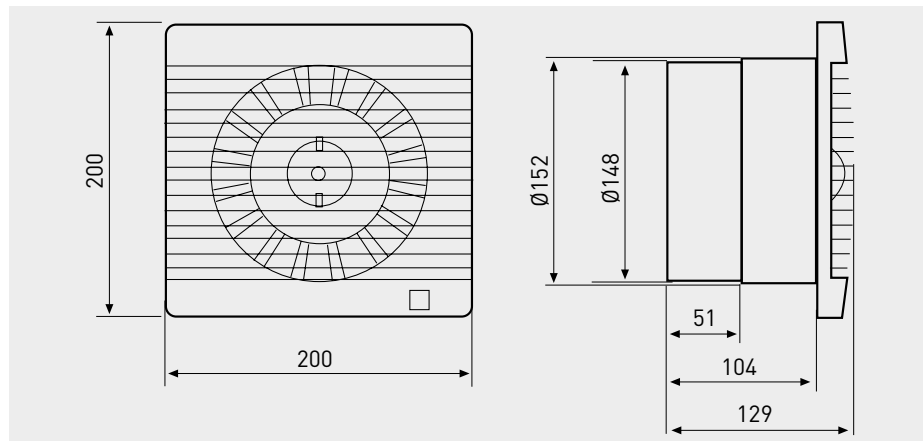
* See section of Wiring Diagrams.

TECHNICAL CHARACTERISTICS

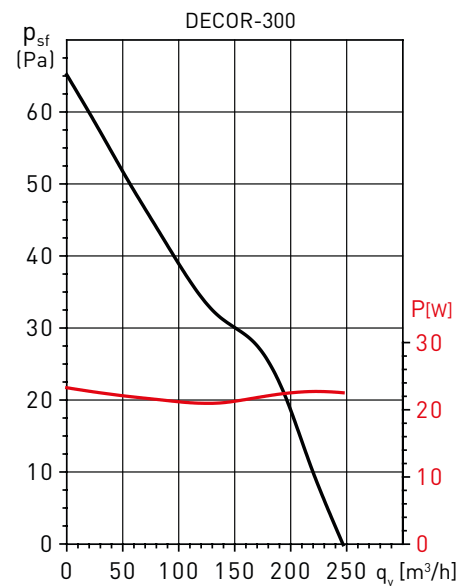
Model	Speed (rpm)	Maximum absorbed power (W)	Voltage (V) 50 Hz	Sound pressure level* (dB(A)) at 1,5 m*	Maximum airflow (m³/h)	IP	Ø duct (mm)	Weight (kg)
DECOR-300	2240	23	230	46	250	Clase II / IPX4	150	1,44

* Measured at free air conditions.

DIMENSIONS (mm)



PERFORMANCE CURVE



Power spectra in dB(A)

63	125	250	500	1.000	2.000	4.000	8.000	LwA
43	51	66	68	70	62	62	58	74

ACCESSORIES



GSA-150
Flexible aluminium ducting.



GRA-150
Aluminium exterior grille.



PER-160W
Back draft shutter.



REB
Single phase electronic speed controllers.