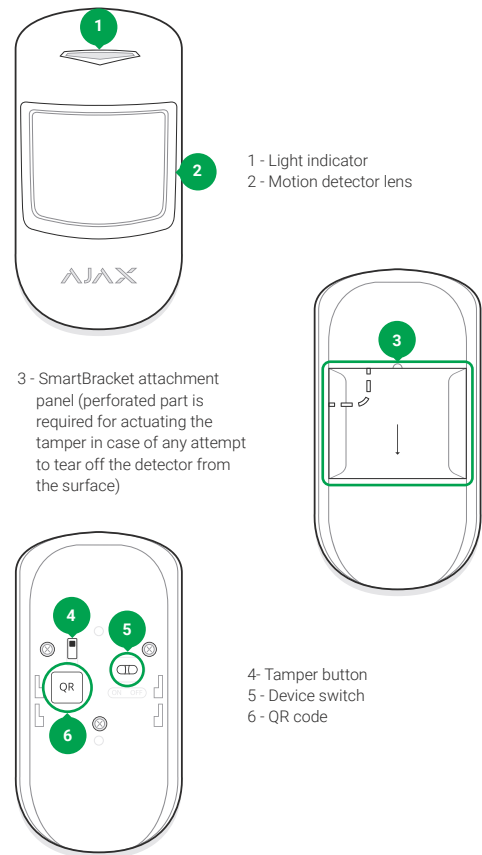


Motion detector  
 Model Name: **Ajax MotionProtect**  
 Wireless pet immune motion detector

MotionProtect is a wireless motion detector equipped with a PIR sensor. It can control the area with the radius up to 12 meters and is able to ignore animals. MotionProtect is connected to the Ajax security system via the protected Jeweller protocol, with an effective communication range of up to 1,700 meters without obstacles. The detector can operate up to 7 years from a battery and is designed for use indoors.

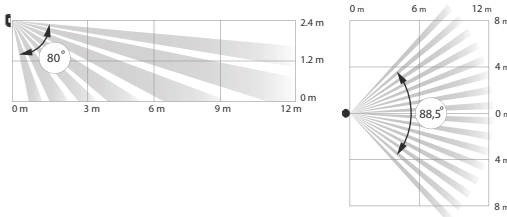
**IMPORTANT:** This Quick Start Guide contains general information about the MotionProtect. Before using the device, we recommend to reviewing the User Manual on the website: [ajax.systems/support/devices/motionprotect](http://ajax.systems/support/devices/motionprotect)

**FUNCTIONAL ELEMENTS**



**DETECTOR LOCATION SELECTION**

When selecting the MotionProtect installation location, take into account the lens direction and presence of any obstacles impairing the view and radio signal transmission.



**Do not install the detector:**

1. Outside the premises (outdoors).
2. In the direction of the window, when the detector lens is exposed to direct sunlight.
3. Opposite any object with the rapidly changing temperature (e.g., electrical and gas heaters).
4. Opposite any moving objects with the temperature close to the one of the human body (oscillating curtains above the radiator).
5. At any places with fast air circulation (air fans, open windows or doors).
6. Nearby any metal objects and mirrors causing radio signal attenuation or screening it.
7. Within any premises with the temperature and humidity beyond the range of permissible limits.

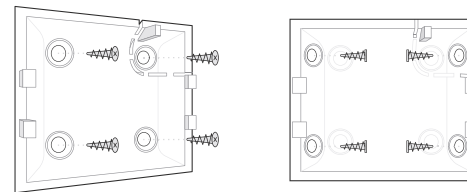
Prior to the attachment of the detector to a surface with screws, please perform signal strength test as well as detection area test in the Ajax Security System application for at least a minute. This will demonstrate communication quality between the detector and the hub and ensures proper installation place selection.

Status indicator	Signal level
Lights with interruptions once every 1.5 seconds	Excellent signal level
Blinks 5 times per second	Good signal level
Blinks 2 times per second	Poor signal level
Lights up for a short time once every 1.5 seconds	No signal

The MotionProtect detector should be attached to a vertical surface. Recommended installation height - 2.4 m. If the height and slope angle are different, the motion detection area will change and the animal ignoring function could be impaired.

**MOUNTING THE DEVICE**

1. Attach the SmartBracket panel to the surface at least in two fixing points (one above the tamper) using bundled screws or other not less reliable attachment hardware.



Attaching on a flat surface.

Attaching in a corner.

2. Put the detector on the panel - single blink of the light indicator will confirm that the tamper has been actuated.

**DETECTOR CONNECTING AND SETTING UP**

The detector is connected to the hub and set up via the Ajax Security system mobile application. To establish connection please locate the detector and the hub within the communication range and follow the device adding procedure.

To connect the detector to a third party security central unit using the Ajax uartBridge or Ajax ocBridge Plus integration module, follow the recommendations in the user manual of the respective device.

Before using the detector, set up the suitable sensitivity level of the sensor in the MotionProtect settings.

Sensitivity level	Description
High	For premises with a minimum amount of interference, very fast movement detection
Medium	For premises with a number of probable interferences (windows, radiators, air conditioner, etc.)
Low	Does not respond to animals with the weight below 20 kg and height up to 50 cm

If the detector is located in a room requiring 24-hour control, activate the "Always active" mode - MotionProtect will respond to any motion, even if the system is not in the armed mode.

**COMPLETE SET**

1. MotionProtect
2. Battery CR123A (pre-installed)
3. Installation kit
4. Quick Start Guide

**TECH SPECS**

Sensitive element	PIR sensor
Motion detection distance	Up to 12 m
Motion detector viewing angles (H/V)	88.5°/80°
Animal ignoring option	Weight up to 20 kg, height up to 50 cm
Anti-tamper switch	Yes
Frequency band	868.0-868.6 MHz
Effective radiated power	8.57 dBm / 7,20 mW (limit 20 mW)
Modulation	GFSK
Radio signal	Up to 1,700 m (any obstacles absent)
Power supply	1 battery CR123A, 3 V
Battery life	Up to 7 years
Operating temperature range	From +5°C to +40°C
Operating humidity	Up to 75%
Overall dimensions	110 x 65 x 50 mm
Weight	86 g

**WARRANTY**

Warranty for Ajax devices is valid for two years after the purchase date and does not apply to the supplied battery. If the device does not work correctly, you should first contact the support service—in half of the cases, technical issues can be solved remotely!

The full text of the warranty is available on the website: [ajax.systems/warranty](http://ajax.systems/warranty)

User Agreement: [ajax.systems/end-user-agreement](http://ajax.systems/end-user-agreement)

Technical support: [support@ajax.systems](mailto:support@ajax.systems)

**IMPORTANT INFORMATION**

This product can be used across all EU member states.

This device in compliance with the essential requirements and other relevant provisions of Directive 2014/53/EU. All essential radio test suites have been carried out.



CAUTION: RISK OF EXPLOSION IF BATTERY IS REPLACED BY AN INCORRECT TYPE. DISPOSE OF USED BATTERIES ACCORDING TO THE INSTRUCTIONS

Manufacturer: "AJAX SYSTEMS MANUFACTURING" LIMITED LIABILITY COMPANY  
 Address: Sklyarenko 5, Kyiv, 04073, Ukraine