

SHP-TS Super SHP-TS 100W E40 SLV 0020686



PRODUCT OVERVIEW

IPC Code	0020686
Product name	SHP-TS 100W E40 SLV
Technology	HID
Watt (Rated) (W)	100
Lamp shape	High Pressure Sodium
Cap/Base	E40
Lamp finish	clear
Fixture rating	Open
General application	Logistics & Industry
Certifications	EUTIE064
ETIM Class	EC000821
E-number FI	4845508
E-number SE	8358013
E-number Norway	3824257
Luminous flux (lm)	10700
Colour temperature (K)	2050
CRI (Ra)	20
Wattage (W)	100
Product Voltage (V)	100
Average life (Nominal) (h)	30000
Product EAN number	5410288206868

DATA TABLE

General data

IPC Code	0020686
Product name	SHP-TS 100W E40 SLV
Technology	HID
Watt (Rated) (W)	100
Lamp shape	High Pressure Sodium
Cap/Base	E40
Lamp finish	clear
Fixture rating	Open
General application	Logistics & Industry
Certifications	EUTIE064

SHP-TS Super

SHP-TS 100W E40 SLV
0020686

ETIM Class	EC000821
E-number FI	4845508
E-number SE	8358013
E-number Norway	3824257

Optical data

Luminous flux (lm)	10700
Luminous flux (Rated) (lm)	11000
Ambient temperature for maximum luminous flux (°C)	25
Colour temperature (K)	2050
CRI (Ra)	20
Adjustable chromaticity	N
Rated lumen maint. factor (%) at 4000 h 50Hz	96
Rated lumen maint. factor (%) at 6000 h 50Hz	94
Rated lumen maint. factor (%) at 8000 h 50Hz	93
Rated lumen maint. factor (%) at 12000 h 50Hz	91
Rated lumen maint. factor (%) at 16000 h 50Hz	90
Rated lumen maint. factor (%) at 20000 h 50Hz	89

Electrical data

Wattage (W)	100
Current (A)	1.2
Product Voltage (V)	100
Control gear required	Yes
Transformer required	No
Lamp Energy Label (class)	A+
Energy efficiency level	A+
kWh per 1000 hours burning time	110

Lifetime data

Average life (Nominal) (h)	30000
Average life (Rated) (h)	30000
Life T90	16000
Rated survival factor (%) at 2000 h 50Hz	100
Rated survival factor (%) at 4000 h 50Hz	100
Rated survival factor (%) at 6000 h 50Hz	99
Rated survival factor (%) at 8000 h 50Hz	99
Rated survival factor (%) at 12000 h 50Hz	96
Rated survival factor (%) at 16000 h 50Hz	90
Rated survival factor (%) at 20000 h 50Hz	81

SHP-TS Super SHP-TS 100W E40 SLV 0020686

Physical data

Max. Lamp Diameter (mm) - D	48
Weight (kg)	0.12

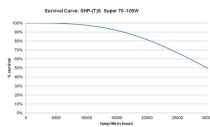
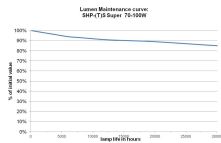
Packaging

Single packaging type	Carton
Product EAN number	5410288206868
Packaging single length / height (cm)	22.5
Packaging single width (cm)	5.0
Packaging single depth (cm)	5.0
DUN14 (outer)	15410288206865
Units per outer package	12
Packaging outer length / height (cm)	28.0
Packaging outer width (cm)	23.0
Packaging outer depth (cm)	25.0

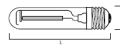
Safety data

Lamp mercury content (mg)	14.4
Breakage cleaning instructions	Applicable
Recommendation for disposal at end of life	Applicable
Special purpose lamp	No
Intended purpose	General lighting
Suitable for household illumination	No

TECHNICAL DRAWINGS



SHP-TS



SHP-TS	35W	50W	70W	100W	150W	250W	400W
L	156	156	156	211	211	260	292
D	39	39	39	48	48	48	48

SHP-TS Super
SHP-TS 100W E40 SLV
0020686

