

# SÉRIE 10 - DISTRIBUIÇÃO







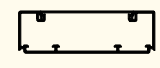
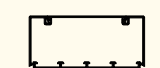

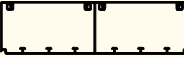
RoHS   
**IP44** **IK08**



(TAMPA DE LARGURA 75MM - L75)

Ref.º

## ACESSÓRIOS PARA MONTAGEM DE CALHAS

								
			Derivação	Derivação c/ Redução p/ Calha 110x50	Ângulo Interior Variável	Ângulo Plano Variável	Junta	Topo
110x34	10080 RBR		10081 RBR	—	10082 RBR	10083 RBR	10084 RBR	10085 RBR
110x50	10090 RBR		10091 RBR		10092 RBR	10093 RBR	10094 RBR	10095 RBR
90x50	10180 RBR		10181 RBR		10182 RBR	10183 RBR	10184 RBR	10185 RBR
180x50	10290 RBR		10291 RBR	10298 RBR	10292 RBR	10293 RBR	10294 RBR	10295 RBR

Nota: Calhas fornecidas com Filme de Proteção.

