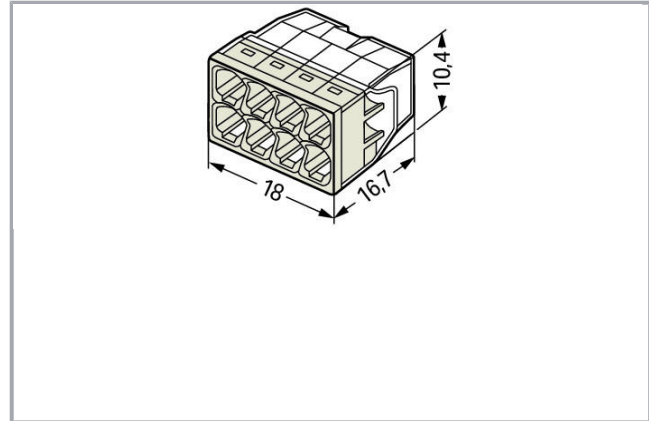


Data sheet | Item number: 2273-208

COMPACT splicing connector; for solid conductors; max. 2.5 mm²; 8-conductor; transparent housing; light gray cover; Surrounding air temperature: max 60°C (T60); 2,50 mm²; transparent

www.wago.com/2273-208



Item description

Advantages:

- Convenient wiring via extremely compact design
- Push-in termination of up to eight solid conductors
- Cross section range: 0.5 ... 2.5 mm² (18 ... 14 AWG)
- Any combination of conductor sizes is possible
- PUSH WIRE® connection terminates solid ("s") copper conductors

Note:

Terminating Aluminum Conductors

WAGO spring clamp terminal blocks are suitable for solid aluminum conductors up to 4 mm²/12 AWG if WAGO "Alu-Plus" Contact Paste is used for termination.

"Alu-Plus" Contact Paste Advantages:

—
Subject to changes.

WAGO Kontakttechnik GmbH & Co. KG
Hansastr. 27
32423 Minden
Phone: +49571 887-0 | Fax: +49571 887-169
Email: info.de@wago.com | Web: www.wago.com

Do you have any questions about our products?
We are always happy to take your call at +49 (571) 887-44222.



- Automatically destroys the oxide film during clamping.
- Prevents fresh oxidation at the clamping point.
- Prevents electrolytic corrosion between aluminum and copper conductors (in the same terminal block).
- Provides long-term protection against corrosion.

Using terminal blocks with PUSH WIRE® Spring Pressure Connection Technology, **aluminum conductors must first be cleaned with a blade and then immediately be inserted into the clamping units filled with "Alu-Plus" Contact Paste.**

It is also possible to apply WAGO "Alu-Plus" **additionally** on the whole surface of the aluminum conductor before termination.

Please note that the nominal currents must be adapted to the reduced conductivity of the aluminum conductors:

2.5 mm² (14 AWG) = 16 A

4 mm² (12 AWG) = 22 A

Safety information 1:

In grounded power lines

Data

Electrical data

Ratings per IEC/EN 60664-1

| | |
|--------------------------------|---|
| Rated voltage (II / 2) | 450 V |
| Rated impulse voltage (II / 2) | 4 kV |
| Rated current | 24 A |
| Legend (ratings) | (II / 2) Δ Overvoltage category II / Pollution degree 2 |

Connection data

| | |
|-----------------------------------|---|
| Connection technology | PUSH WIRE® |
| Actuation type | Push-in |
| Connectable conductor materials | Copper Aluminum |
| Solid conductor | 0.5 ... 2.5 mm ² / 20 ... 14 AWG |
| Strip length | 11 mm / 0.43 inch |
| Total number of connection points | 8 |
| Total number of potentials | 1 |
| Type of wiring | Side-entry wiring |

Geometrical Data

| | |
|-------|--------------------|
| Width | 18 mm / 0.709 inch |
|-------|--------------------|

Subject to changes.

| | |
|--------|----------------------|
| Height | 10.4 mm / 0.409 inch |
| Depth | 16.7 mm / 0.657 inch |

Material Data

| | |
|-----------------------------|-------------|
| Color | transparent |
| Cover color | light gray |
| Flammability class per UL94 | V2 |
| Fire load | 0.039 MJ |
| Weight | 2.2 g |

Environmental Requirements


| | |
|---|--------|
| Surrounding air (operating) temperature | 60 °C |
| Continuous operating temperature | 105 °C |
| T-Marking per EN 60998 | T60 |

Commercial data


| | |
|--------------------|---------------------|
| Product Group | 7 (Push Wire Conn.) |
| Packaging type | BOX |
| Country of origin | DE |
| GTIN | 4050821027881 |
| Customs Tariff No. | 85369010000 |

Approvals / Certificates

Country specific Approvals

| Logo | Approval | Additional Approval Text | Certificate name |
|--|---|--------------------------|------------------|
|  | VDE VDE Prüf- und Zertifizierungsinstitut | EN 60998 | 40029794 |

Ship Approvals

| Logo | Approval | Additional Approval Text | Certificate name |
|--|---|--------------------------|--------------------------|
|  | ABS American Bureau of Shipping | - | 15- HG1419918- PDA |
| | DNV GL | EN 60998 | TAE000015T |

Subject to changes.



Det Norske Veritas, Germanischer Lloyd



LR
Lloyds Register

EN 60998

04/20013
(E8)

Compatible products

General accessories



Item no.: 2273-500

Mounting carrier; for single- and double-row con.; 2273 Series; for DIN-35 rail mounting/screw mounting; orange

www.wago.com/2273-500



Item no.: 249-130

Syringe; Contents: 20 ml Alu-Plus contact paste

www.wago.com/249-130

Downloads

Documentation

Additional Information

Technical explanations

3/abr/2019

pdf
2.1 MB

Download

CAD/CAE-Data

CAD data

2D/3D Models 2273-208

URL

Download

CAE data

EPLAN Data Portal 2273-208

Download

WSCAD Universe 2273-208

Download

Installation Notes

Subject to changes.

WAGO Kontakttechnik GmbH & Co. KG

Hansastr. 27


32423 Minden

Phone: +49571 887-0 | Fax: +49571 887-169


Email: info.de@wago.com | Web: www.wago.com

Do you have any questions about our products?


We are always happy to take your call at +49 (571) 887-44222.



Strip solid conductor to 11 mm / 0.43 inch (see marking).




The transparent housing shows if conductors are fully inserted; within the colored base, a clear port shows if the conductor's strip length is correct.



Termination: Insert stripped solid conductor until it hits backstop.

Conductors are correctly stripped if the clear port shows no bare conductor on the unprinted connector side. Picture shows center conductor with exceeded strip length.



Removal: Hold conductor to be removed and twist alternately left and right while pulling the connector.

Subject to changes.



Testing via test port opposite to conductor entry.

Subject to changes.