



A first for our range of torque wrenches, ClickTronic® combines the accuracy, durability and comfort from the mechanism of the tried and tested Professional wrench with a new dynamic, easy to use, digital readout all packaged in a sleek, aesthetically appealing product.

- Accurate to ±3% of reading which meets the requirements of ISO6789-2:2017
- OLED display provides a clear and easy to read display, which helps to significantly reduce setting errors
- Multiple torque units selectable by operator
- The lock is a push/pull type. It is faster and more intuitive to use. A coloured band on the lock clearly shows that the wrench is unlocked
- Utilises a rechargeable lithium battery which is charged using a mini USB lead
- Square drive adaptors are provided with the 50 N·m and 100 N·m Industrial Ratchet models

Timestrip® Feature

Torque wrenches should be calibrated once a year as a minimum, more frequently in harsh environments and with high levels of usage. Norbar's Timestrip® gives a visual indication that the wrench is due for re-calibration and has 3, 6, 9 and 12 month graduations. (Timestrip® is a registered trademark of Timestrip UK Ltd).



Lock Adjustment Knob



Mini USB



Timestrip®



Digital Scale



Automotive Ratchet

These compact ratchets allow rapid direction change enabling you to, for example, back off a nut that you have tightened. Torque control is in the clockwise direction only.

2	AUTOMOTIVE RATCHET (Reversible)
15152	ClickTronic® 50, 3/8", 10 - 50 N·m
15153	ClickTronic® 50, 1/2", 10 - 50 N·m
15154	ClickTronic® 100, 3/8", 20 - 100 N·m
15155	ClickTronic® 100, 1/2", 20 - 100 N·m
15156	ClickTronic® 200, 1/2", 40 - 200 N·m



Industrial Ratchet

The square drive of these robust ratchets can be removed and replaced in the other side of the ratchet head so that the wrench will give torque control in both the clockwise and anti-clockwise directions.

2	INDUSTRIAL RATCHET ('Mushroom' head)
15166†	ClickTronic® 50, 3/8", 10 - 50 N·m
15167	ClickTronic® 100, 1/2", 20 - 100 N·m
15168	ClickTronic® 200, 1/2", 40 - 200 N·m
15157	ClickTronic® 300, 1/2", 60 - 300 N·m
15158	ClickTronic® 340, 1/2", 68 - 340 N·m

† Supplied with 1/2" sq. dr. adaptor

‡ Supplied with 3/4" sq. dr. adaptor





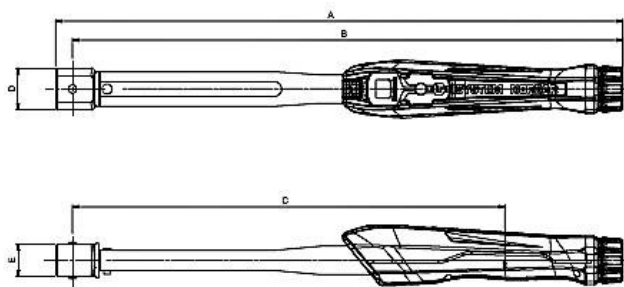
Female Torque Handle

Model	ClickTronic® 50 9 x 12mm	ClickTronic® 100 9 x 12mm	ClickTronic® 200 9 x 12mm	ClickTronic® 200 14 x 18mm	ClickTronic® 300 14 x 18mm	ClickTronic® 340 14 x 18mm	
Part Number/s	15192	15193	15194	15195	15196	15197	
Dimensions (mm)	A	330	371	450	457	575	666
	B	319	359	436	443	561	653
	C	223	264	341	349	465	557
	D	22	22	24	33	36	33
	E	20	20	19	25	28	25
Weight (Kg)	0.7	0.8	0.9	1.0	1.2	1.3	

Female Torque Handle

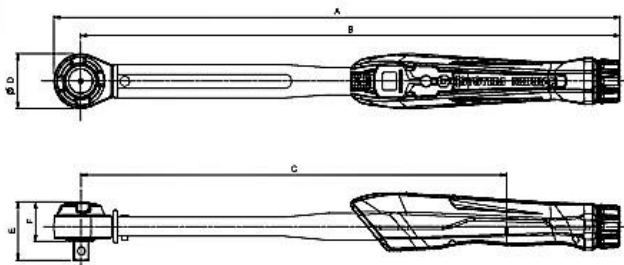
For many applications a spanner end fitting rather than a socket is the best or often, the only solution. Typically this will be because the joint is a pipe union (such as a brake pipe).

2	FEMALE TORQUE HANDLE
15192	ClickTronic® 50, 9 x 12mm, 10 - 50 N-m
15193	ClickTronic® 100, 9 x 12mm, 20 - 100 N-m
15194	ClickTronic® 200, 9 x 12mm, 40 - 200 N-m
15195	ClickTronic® 200, 14 x 18mm, 40 - 200 N-m
15196	ClickTronic® 300, 14 x 18mm, 60 - 300 N-m
15197	ClickTronic® 340, 14 x 18mm, 68 - 340 N-m



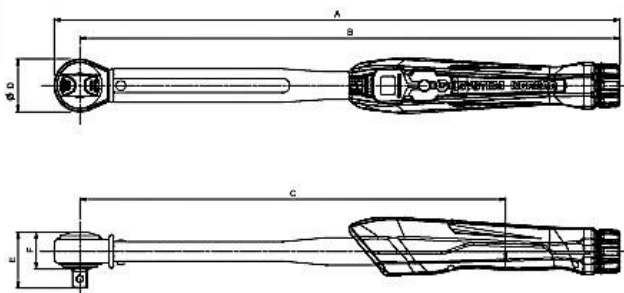
Industrial Ratchet

Model	ClickTronic® 50 ½"	ClickTronic® 100 ½"	ClickTronic® 200 ½"	ClickTronic® 300 ½"	ClickTronic® 340 ½"	
Part Number/s	15166	15167	15168	15157	15158	
Dimensions (mm)	A	340	392	474	598	690
	B	322	370	452	572	664
	C	228	275	357	478	569
	∅D	35	45	45	52	52
	E	37	38	48	48	48
	F	26	32	32	33	33
Weight (Kg)	0.8	1.0	1.1	1.5	1.6	



Automotive Ratchet

Model	ClickTronic® 50 ¾"	ClickTronic® 50 ½"	ClickTronic® 100 ¾"	ClickTronic® 100 ½"	ClickTronic® 200 ¾"	
Part Number/s	15152	15153	15154	15155	15156	
Dimensions (mm)	A	333	347	373	373	469
	B	318	318	358	358	449
	C	223	223	263	263	354
	∅D	30	30	30	30	42
	E	33	38	33	38	46
	F	22	22	22	22	30
Weight (Kg)	0.8	0.8	0.8	0.8	1.1	



Este é o mundo torquideal
Desvenda-lhe sucesso com segurança e qualidade