



Granite surface plates

Black granite surface plates according to DIN 876 specifications. Sizes vary from 250x250 mm to 2000 x 1000 mm.

- Delivery with an inspection report.
- Straight beveled edges.
- Cover (synthetic leather) optionally available.
- Surface plate stand optionally available (see "surface plate accessories" elsewhere in this catalog).



31.101 +
31.113 +
31.108 +
32.028

402.252

131.100 +
402.028

Delivery ex Groningen, Netherlands

Dimensions l x w x h mm	Weight ¹ kg	Accuracy according DIN 876/1		Accuracy according DIN 876/0		Cover ² Item No.
		Item No.	Price EUR	Item No.	Price EUR	
250x 250x 50	13	402.000		402.020	402.040	402.250
400x 250x 50	20	402.001		402.021	402.041	402.251
400x 400x 70	41	402.002		402.022	402.042	402.252
630x 400x 70	65	402.003		402.023	402.043	402.253
630x 630x 80	108	402.004		402.024	402.044	402.254
800x 500x100	136	402.005		402.025	402.045	402.255
900x 600x100	188	402.006		402.026	402.046	402.256
1000x 630x100	223	402.007		402.027	402.047	402.257
1000x 630x150	317	402.008		402.028	402.048	402.257
1000x 1000x100	342	402.009		402.029	402.049	402.258
1000x 1000x150	504	402.010		402.030	402.050	402.258
1200x 800x120	394	402.011		402.031	402.051	402.259
1200x 800x150	467	402.012		402.032	402.052	402.259
1500x 1000x150	750	402.013		402.033	402.053	402.260
1500x 1000x200	971	402.014		402.034	402.054	402.260
2000x 1000x200	1295	402.015		402.035	402.055	402.261
2000x 1000x250	1600	402.016		402.036	402.056	402.261

¹Weight including wooden packing.
²Dimensions of the covers are equal to the length and the width of the surface plate, all covers have a depth of 50 mm.

Cast iron surface plates

Extra heavy, cast iron surface plates.

- Three models:
 - milled (smoothened), accuracy according DIN 876/3,
 - hand scraped, accuracy according DIN 876/1,
 - fine scraped, accuracy according DIN 876/0.
- The side faces of all plates are milled and varnished.
- Surface plate stand optionally available (see "surface plate accessories" elsewhere in this catalog).



403.212

Delivery ex Groningen, Netherlands

Dimensions l x w mm	Weight kg (approx.)	Accuracy according DIN 876/3 Item No.	Accuracy according DIN 876/1 Item No.	Accuracy according DIN 876/0 Item No.
200 x 200	7	403.236	403.208	403.185
250 x 250	12	403.237	403.209	403.186
300 x 300	15	403.238	403.210	403.187
400 x 250	25	403.239	403.211	403.188
400 x 400	35	403.240	403.212	403.189
500 x 500	50	403.241	403.213	403.190
600 x 400	45	403.242	403.214	403.191
630 x 630	90	403.243	403.215	403.192
800 x 500	95	403.249	403.221	403.193
1000 x 600	140	403.245	403.217	403.194
1000 x 1000	270	403.246	403.218	403.195
1200 x 800	300	403.250	403.222	403.196
1500 x 1000	650	403.247	403.219	403.197
2000 x 1000	1000	403.248	403.220	403.198

Surface plate supports

- For use with large granite or cast iron surface plates with a minimum size of 1000 x 630 mm.
- Support adjustable in height, with adjusting bolt and lock nut.
- For granite and cast iron surface plates it is advisable to use 5 surface plate supports, 3 for the Bessel points and 2 for tilt protection or a set of 5 supports, consisting of 3 surface plate supports and 2 sleeping points.
- Delivery incl. adjusting bolt and lock nut, excl. required supporting cup.

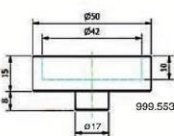


NEW



Delivery ex Groningen, Netherlands

403.298 + 999.553 (5 pieces) + 997.343



Item No.	Description	Height/mm min. ¹	max. ¹
403.253	Surface plate support	550	580
403.254	Surface plate support	650	680
403.298 ²	Set of 5 supports	550	580
403.299 ²	Set of 5 supports	650	680
999.553 ³	Supporting cup (per piece)		
997.343 ⁴	Support set		

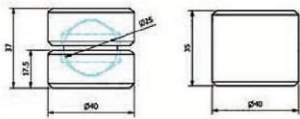
¹Height without supporting cup and supporting set (incl. adjusting bolt and lock nut).
²Set consists of 3 supports and 2 tilt protectors.
³Required for granite and cast iron surface plates.
⁴Required for granite surface plates (in combination with supporting cups).



Support with supporting cup and supporting set. Sleeping point with supporting cup and supporting set.

Support set for surface plates

- Support set for placing a small surface plate on a working table.
- Set consists of support based on 3 Bessel points and two tilt protectors.
- Stainless steel construction.
- Diameter: 40 mm.




Item No.	Description
997.343	Support set



Ceramic surface plates

Surface plates made of alumina ceramics are very durable, even under mechanically or chemically aggravating conditions. Some other important characteristics of alumina ceramics are:

- Low density.
- Low linear expansion coefficient.
- Low thermal conduction coefficient.
- High degree of hardness.
- Highly wear resistant.
- High rigidity through its unique hollow structure, as well as light in weight.
- Exceptionally strong.
- Easy to maintain.



Delivery ex Groningen, Netherlands

Item No.	Flatness mm	Dimensions l x w x t/mm	Weight kg
Class A:			
908.713	0.008	600x450x 90	45
Class AAA:			
908.706	0.002	450x300x 90	20
908.707	0.002	600x450x 90	45
908.708	0.003	630x630x 150	90



Fine scraped plate (DIN 876/1) with lapp and inspection surface

Special duplex plate with one flat inspection surface and one squared lapp surface, both fine scraped according DIN 876/1. The squared side is especially suitable for lapping products on a very flat surface. The combination of the two plates saves a lot of space. When using the optionally available wooden case the surface plate can be used on both sides without the risk of damaging the surfaces, because the top and bottom side of the case can be separated.

- Flatness: 14 µm.
- Dimensions l x w x h: 350 x 260 x 65 mm.
- Weight: approx. 24 kg.

Item No.	Description
403.150	Duplex plate
403.151	Wooden case for double-sided use of the duplex plate



Surface plate stands

Extremely solid surface plate stands with excellent price-performance ratio. Support of the surface plate is determined on the basis of the besseel points and has an optional slide protection and chest of drawers. Working height is depending on the surface plate thickness. The models for surface plates equal to or larger than 1000x1000 mm directly bear the load at the besseel points to the floor.

- Delivered incl. support (besseel) and sleeping points.
- Difference min. and max. height incl. surface plate: 25 mm.
- Delivered in color RAL 7035.
- Custom made is optionally available.



131.101 +
131.113 +
131.108 +
402.028

Schut



131.100 +
402.028



Sleeping point.



Besseel point.

Delivery ex Groningen, Netherlands

Options

Item No.	For granite surface plates dimensions /x w x t/mm	Height incl. surface plate min./mm max./mm
Surface plate stand (standard model):		
131.100 ¹	630 x 630 x 80	880 905
131.100 ¹	800 x 500 x 100	900 925
131.100 ¹	900 x 600 x 100	900 925
131.100 ¹	1000 x 630 x 100	900 925
131.100 ¹	1000 x 630 x 150	950 975
131.104	2000 x 1000 x 200	850 875
131.104	2000 x 1000 x 250	900 925
Surface plate stand (prepared for chest of drawers):		
131.101 ²	630 x 630 x 80	880 905
131.101 ²	800 x 500 x 100	900 925
131.101 ²	900 x 600 x 100	900 925
131.101 ²	1000 x 630 x 100	900 925
131.101 ²	1000 x 630 x 150	950 975
131.102	1000 x 1000 x 100	850 875
131.102	1000 x 1000 x 150	900 925
131.102	1200 x 800 x 120	870 895
131.102	1200 x 800 x 150	900 925
131.103	1500 x 1000 x 150	850 875
131.103	1500 x 1000 x 200	900 925

¹Does not directly bear the load to the floor at the besseel points.

²Incl. fasteners.

³Sleeping 2 and besseel points 3 needed.

Item No.	For granite surface plates dimensions /x w x t/mm	Price EUR
Slide protection³ for surface plate stands:		
131.105	630 x 630 x 80	
131.106	800 x 500 x 100	
131.107	900 x 600 x 100	
131.108	1000 x 630 x 100/150	
131.109	1000 x 1000 x 100/150	
131.110	1200 x 800 x 120/150	
131.111	1500 x 1000 x 150/200	
131.112	2000 x 1000 x 200/250	
Besseel and sleeping points:		
131.115 ³	Sleeping point (tilt protection) (height: 30 mm higher than standard)	
131.116 ³	Besseel point (height: 30 mm higher than standard)	
Chest of drawers:		
131.113 ²	Chest of drawers (RAL 5015), incl. fasteners, 610x480x470 mm (w x d x h); 3 drawers. Inside dimensions drawers (w x d x h): upper drawer: 515x395x90 mm, middle drawer: 515x395x105 mm, lower drawer: 515x395x135 mm.	

Granite plate cleaner

Special granite plate cleaner to keep the surface of your granite surface plate clean and useable for a long period. Dust, dirt, grease stains, finger and hand prints can easily be removed. A clean and smooth surface provides low friction, less wear and the most accurate measurements. The non-corrosive property of the cleaner prevents corrosion damage to metal products.



Schut

NEW

Item No.	Description
407.304	Cleaner, 500 ml

Surface plate stands

Extremely solid surface plate stand. Construction is determined on the basis of the Besseel points and has a slide protection. Working height is standard 900 mm.



Delivery ex Groningen, Netherlands

Item No.	For granite surface plates dimensions /x w x t/mm
131.020	630 x 630 x 80
131.019	800 x 500 x 100
131.013	900 x 600 x 100
131.018	1000 x 630 x 100
131.035	1000 x 630 x 150
131.017	1000 x 1000 x 100
131.036	1000 x 1000 x 150
131.016	1200 x 800 x 120
131.037	1200 x 800 x 150
131.015	1500 x 1000 x 150
131.038	1500 x 1000 x 200
131.014	2000 x 1000 x 200
131.039	2000 x 1000 x 250

Item No.	For cast iron surface plates dimensions /x w/mm
131.030	1000 x 600
131.029	1000 x 1000
131.041	1200 x 800
131.022	1500 x 1000
131.031	2000 x 1000